
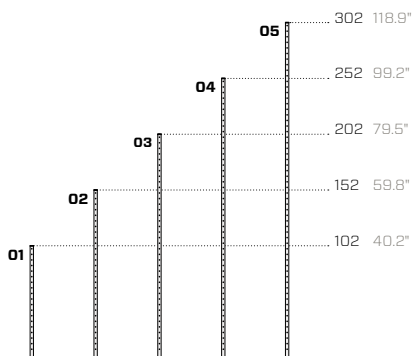


Uno

Dorino Fantin, 1973

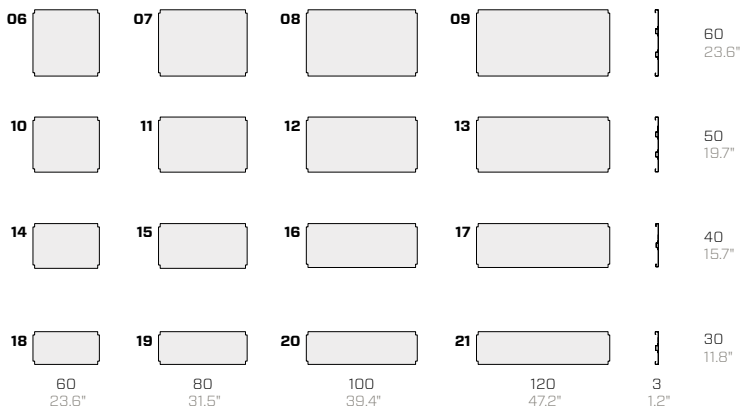


Uprights / Montanti / Pfosten

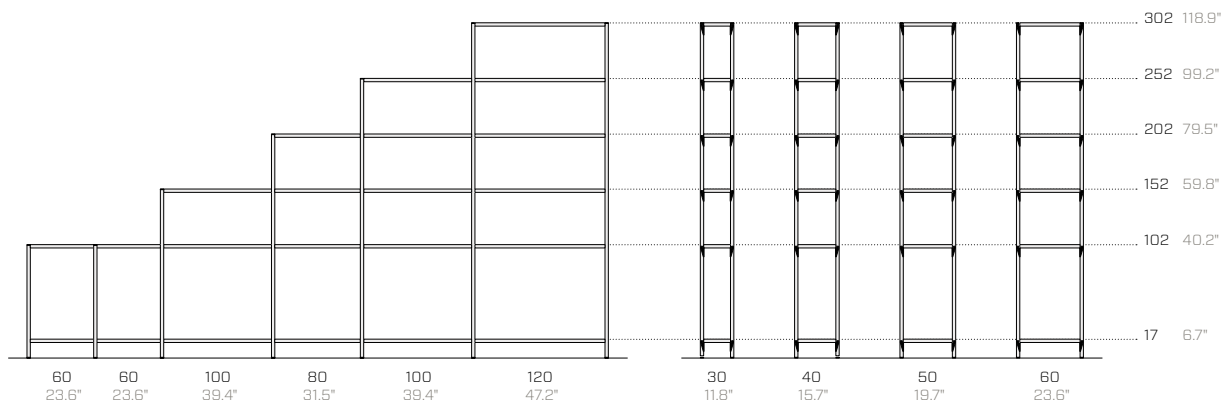


Slot pitch / Passo fori / Bohrungsabstand = 5 cm / 1.9"

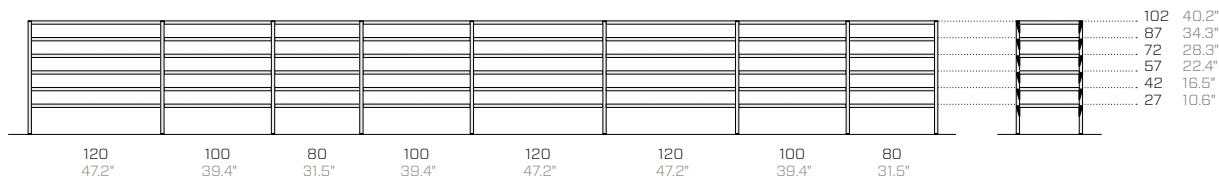
Shelves / Ripiani / Regalböden



Explanatory compositions / Composizioni esplicative / Beispielkombination



Minimum height of first shelf / Altezza minima primo ripiano / Mindesthöhe erster Regalboden = 17 cm / 6.7"



Minimum pitch between shelves / Passo minimo tra ripiani / Mindestabstand zwischen Regalböden = 15 cm / 5.9"

Always add **5 cm (1.97")** to the nominal length of compositions, to allow for the overall dimensions of click-fasteners and uprights at the ends.

Aggiungere sempre **5 cm (1.97")** alla lunghezza nominale delle composizioni, per calcolare anche gli ingombri dei ganci e dei montanti posti alle estremità.

Immer zusätzlich **5 cm (1.97")** zur Nominallänge der Kombinationen hinzuaddieren, so dass auch die Abmessungen der Haken und Pfosten an den Enden berücksichtigt werden.

Es.: 120 + 100 + 80 + 100 + 120 + 120 + 100 + 80 + 5 = 825 cm

47.2" + 39.4" + 31.5" + 39.4" + 47.2" + 47.2" + 39.4" + 31.5" + 1.97" = 324.8"

Product / Prodotto / Produkt

Packaging / Imballo / Verpackung

No.	Code	Dimensions (w-d-h)	Weight	Max capacity	Dimensions (w-d-h)	Weight	Vol pkg
Nr.	Codice	Dimensioni (l-p-h)	Peso	Capacità max	Dimensioni (l-p-h)	Peso	Vol. collo
Nr.	Code	Abmessungen (b-t-h)	Gewicht	Max. Tragfähigkeit	Abmessungen (b-t-h)	Gewicht	Vol. Kollo
		cm	kg	kg	cm	kg	mc

Uprights / Montanti / Pfosten

01	FG100MON	3	3	102	1.1	-	-	-	1.2	0.01
02	FG150MON	3	3	152	1.7	-	-	-	1.8	0.01
03	FG200MON	3	3	202	2.3	-	-	-	2.4	0.01
04	FG250MON	3	3	252	2.9	-	-	-	3.0	0.01
05	FG300MON	3	3	302	3.5	-	-	-	3.6	0.01

Shelves / Ripiani / Regalböden

06	FG606RIP	60	60	3	3.5	150	61	61	13	15.6	0.05
07	FG806RIP	80	60	3	4.9	200	81	61	13	21.2	0.06
08	FG106RIP	100	60	3	6.4	200	101	61	13	27.2	0.08
09	FG126RIP	120	60	3	7.6	150	121	61	13	32.0	0.10
10	FG605RIP	60	50	3	3.3	150	61	51	13	14.8	0.04
11	FG805RIP	80	50	3	4.4	200	81	51	13	19.2	0.05
12	FG105RIP	100	50	3	5.5	200	101	51	13	23.6	0.07
13	FG125RIP	120	50	3	6.3	150	121	51	13	26.8	0.08
14	FG604RIP	60	40	3	2.2	150	61	41	13	10.4	0.03
15	FG804RIP	80	40	3	3.3	200	81	41	13	14.8	0.04
16	FG104RIP	100	40	3	4.4	150	101	41	13	19.2	0.05
17	FG124RIP	120	40	3	4.9	120	121	41	13	21.2	0.06
18	FG603RIP	60	30	3	2.3	120	61	31	13	10.8	0.02
19	FG803RIP	80	30	3	2.8	200	81	31	13	12.8	0.03
20	FG103RIP	100	30	3	3.3	150	101	31	13	14.8	0.04
21	FG123RIP	120	30	3	4.0	120	121	31	13	17.6	0.05

Fastener and half fastener / Gancio e mezzo gancio / Haken und halber Haken

22	FG001GAN	4.5	3.2	9.7	0.12	-	-	-	-	-	-
23	FG001GANM	4	3.2	9.7	0.12	-	-	-	-	-	-

The packaging details for the uprights will depend on the composition. The packaging details for the shelves are per pack of 4 items.

I dati di imballo per i montanti sono stabiliti in base alla composizione. I dati di imballo per i ripiani sono intesi per colli da 4 pezzi ciascuno.

Die Verpackungsdaten der Pfosten werden entsprechend der Komposition festgelegt. Die Verpackungsdaten der Regalböden verstehen sich für Verpackungseinheiten zu jeweils 4 Stück.


Any composition requires stability and anti-tilting systems.

Qualsiasi composizione necessita di sistemi di stabilità e antiribaltamento.

Jede Zusammensetzung erfordert Stabilitäts- und Kippschutzsysteme.



Fastener / Gancio / Haken









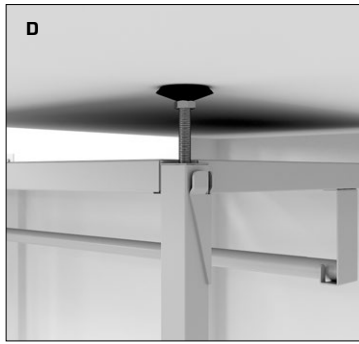

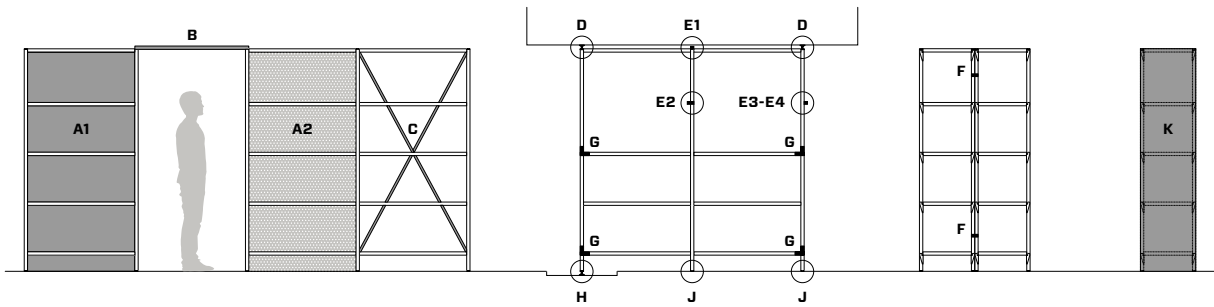
Half fastener / Mezzo gancio / Halber Haken

Fasteners and half-fasteners are available in the same colour as the frame or in a second Fantin colour.

Ganci e mezzi ganci sono disponibili in tinta con il telaio o in un secondo colore Fantin.

Haken und Halbhaken sind in der gleichen Farbe wie der Rahmen oder in einer zweiten Fantin-Farbe erhältlich.

Stability and anti-tip systems / Sistemi di stabilità e antiribaltamento / Stabilisierung- und Kippschutzsysteme



Product / Prodotto / Produkt

Packaging / Imballo / Verpackung

No.	Code	Dimensions (w-d-h)	Weight	Max capacity	Dimensions (w-d-h)	Weight	Vol pkg
Nr.	Codice	Dimensioni (l-p-h)	Peso	Capacità max	Dimensioni (l-p-h)	Peso	Vol. collo
Nr.	Code	Abmessungen (b-t-h)	Gewicht	Max. Tragfähigkeit	Abmessungen (b-t-h)	Gewicht	Vol. Kollo
:	:	cm	kg	kg	cm	kg	mc

Full-height blind back kit (euro/m2) / Kit schienale cieco a tutta altezza (euro/mq) / Set in voller Höhe geschlossene Rückwand (euro/qm)

A1	FG014SCH	-	-	-	-	-	-
-----------	----------	---	---	---	---	---	---

Full-height perforated back kit (euro/m2) / Kit schienale forato a tutta altezza (euro/mq) / Set in voller Höhe gelochte Rückwand (euro/qm)

A2	FG014SCH-F20	-	-	-	-	-	-
-----------	--------------	---	---	---	---	---	---

Telescopic corridor bridge / Ponte telescopico corridoio / Teleskop-Regalbrücke

B	FG800PON	-	3	3	2.5	-	-
----------	----------	---	---	---	-----	---	---

Diagonals kit / Kit diagonali / Set Stützkreuze

C	FGDIA-102	2	0.5	100	2.3	-	-
C	FGDIA-152	2	0.5	150	2.7	-	-
C	FGDIA-202	2	0.5	200	3.0	-	-
C	FGDIA-252	2	0.5	250	3.5	-	-
C	FGDIA-302	2	0.5	300	3.9	-	-

Adjustable ceiling fastening / Fissaggio regolabile a soffitto / Verstellbare Deckenbefestigung

D	A114023734	8	3.5	4	0.1	-	-
----------	------------	---	-----	---	-----	---	---

Wall brackets / Staffe a parete / Wandbügel

E1	FG172STA	6.0	4.0	4.0	0.1	-	-
E2	FG171STA	6.0	3.0	4.0	0.1	-	-
E3	FG003STA	2.5	0.3	8.6	0.1	-	-
E4	FG002STA	2.5	0.3	20.0	0.2	-	-

U-shaped junction brackets / Staffe a U di unione / U-Verbindungsbügel

F	FG007STA	8	3.5	4	0.1	-	-
----------	----------	---	-----	---	-----	---	---

L-shaped stability brackets / Staffe a L di stabilità / L-förmiger Stützbügel

G	FG283L	15	2.5	15	0.3	-	-
----------	--------	----	-----	----	-----	---	---

Floor mounting bracket with adjustable foot / Staffa con piedino regolabile a terra / Bügel für Befestigung am Boden mit Stellfuß

H	FG005STA	3	3	10.5	0.2	-	-
----------	----------	---	---	------	-----	---	---

Floor mounting bracket / Staffa di fissaggio a terra / Bügel für Befestigung am Boden

J	A004PI	5	8	20.5	0.4	-	-
----------	--------	---	---	------	-----	---	---

Full-height blind side kit (euro/m2) / Kit fianco cieco a tutta altezza (euro/mq) / Set in voller Höhe geschlossene Seitenwand (euro/qm)


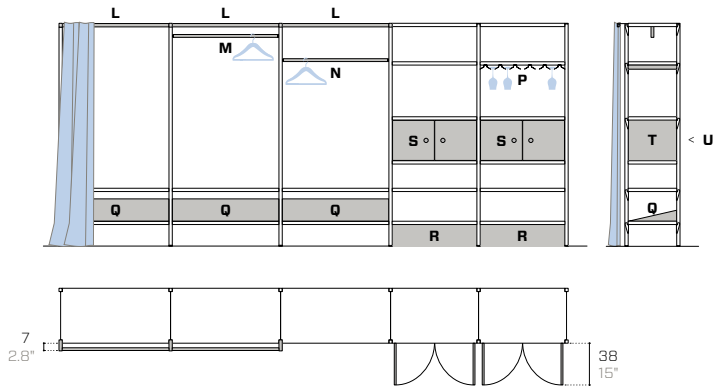
K	FG016FIA	-	-	-	-	-	-
----------	----------	---	---	---	---	---	---

Any composition requires stability and anti-tilting systems.

Qualsiasi composizione necessita di sistemi di stabilità e antiribaltamento.

Jede Zusammensetzung erfordert Stabilitäts- und Kippschutzsysteme.

Accessories / Accessori / Zubehör



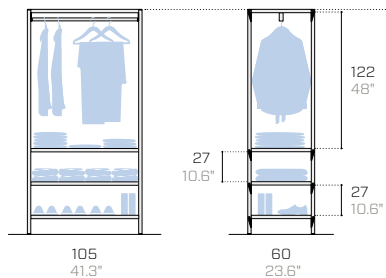
Product / Prodotto / Produkt					Packaging / Imballo / Verpackung			
No.	Code	Dimensions (w-d-h)	Weight	Max capacity	Dimensions (w-d-h)	Weight	Vol pkg	
Nr.	Codice	Dimensioni (l-p-h)	Peso	Capacità max	Dimensioni (l-p-h)	Peso	Vol. collo	
Nr.	Code	Abmessungen (b-t-h)	Gewicht	Max. Tragfähigkeit	Abmessungen (b-t-h)	Gewicht	Vol. Kollo	
		cm	kg	kg	cm	kg	mc	
Curtain Rod / Portatenda / Vorhangschiene								
L	FG015TEND	- - -	-	-	- - -	-	-	
Clothes rail fixed to the shelf / Appendiabiti fisso su ripiano / Am Regalboden fest montierte Kleiderstange								
M	F292G	- - -	-	-	- - -	-	-	
Clothes rail hookable to the uprights / Appendiabiti agganciabile ai montanti / An den Pfosten einhängbare Kleiderstange								
N	FG000AP	- - -	-	-	- - -	-	-	
Glass Holder / Portabicchieri / Traverse für Weingläser								
P	FG021B	- - -	-	-	- - -	-	-	
Sloping shelves / Ripiani inclinati / Geneigte Einlegeböden								
Q	FG805RINY	80 50 -	5.9	-	- - -	-	-	
Q	FG105RINY	100 50 -	7.3	-	- - -	-	-	
Q	FG804RINY	80 40 -	4.9	-	- - -	-	-	
Q	FG104RINY	100 40 -	6.2	-	- - -	-	-	
Q	FG803RINY	80 30 -	4.0	-	- - -	-	-	
Q	FG103RINY	100 30 -	5.0	-	- - -	-	-	
Plinths / Zoccoli / Sockelleisten								
R	FGZ	- - 14	1	-	- - -	-	-	
Pair of doors / Coppia di ante / Türpaar pro Fach								
S1	F0342	77 2 37	7.3	-	- - -	-	-	
S2	F0343	97 2 37	8.0	-	- - -	-	-	
Side panel for door kit / Fianco per kit ante / Seite für Türpaar								
T	F0341	3.5 34 37	1.5	-	- - -	-	-	
Back panel for door kit / Schiena per kit ante / Rückwand für Türpaar								
U1	F0339	77 1 37	1.8	-	- - -	-	-	
U2	F0340	97 1 37	2.3	-	- - -	-	-	
Colour-matching metal cap / Tappo metallico in tinta / Farblich abgestimmte Metallkappe								
V	FG008STA	3 3 0.5	-	-	- - -	-	-	
Bookend / Reggilibri / Buchstütze								
W1	F281	18.5 25 19	0.7	-	- - -	-	-	
W2	FG000LIB	12.5 - 17	1.4	-	- - -	-	-	

Doors (S), side panel (T) and back panels (U) are available in the same colour as the frame or in a second Fantin colour.

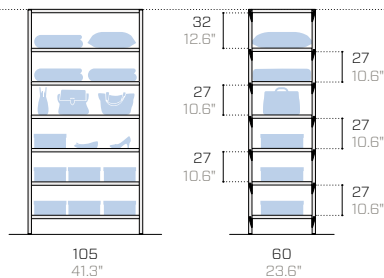
Ante (S), fianchi (T) e schiene (U) sono disponibili in tinta con il telaio o in un secondo colore Fantin.

Türen (S), Seite (T) und Rückwände (U) sind in der gleichen Farbe wie der Rahmen oder in einer zweiten Fantin-Farbe erhältlich.

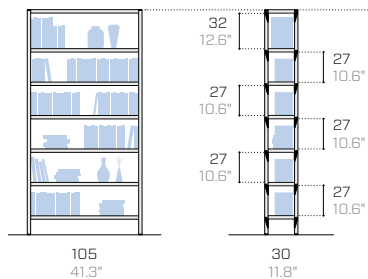
Wardrobe 1 / Guardaroba 1 / Garderobe 1



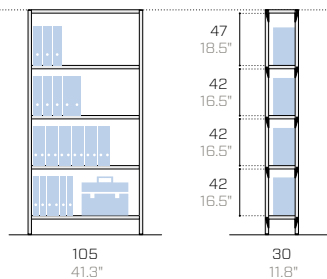
Wardrobe 2 / Guardaroba 2 / Garderobe 2



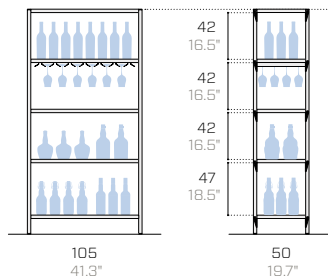
Bookcase / Libreria / Bibliothek



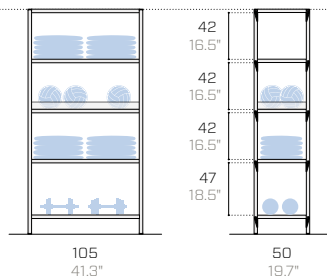
Office / Ufficio / Büro



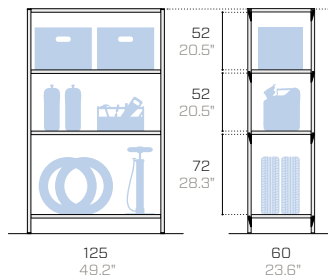
Wine store / Enoteca / Önothek



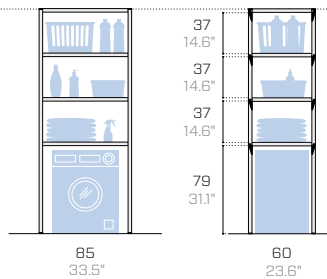
Gym / Palestra / Fitness



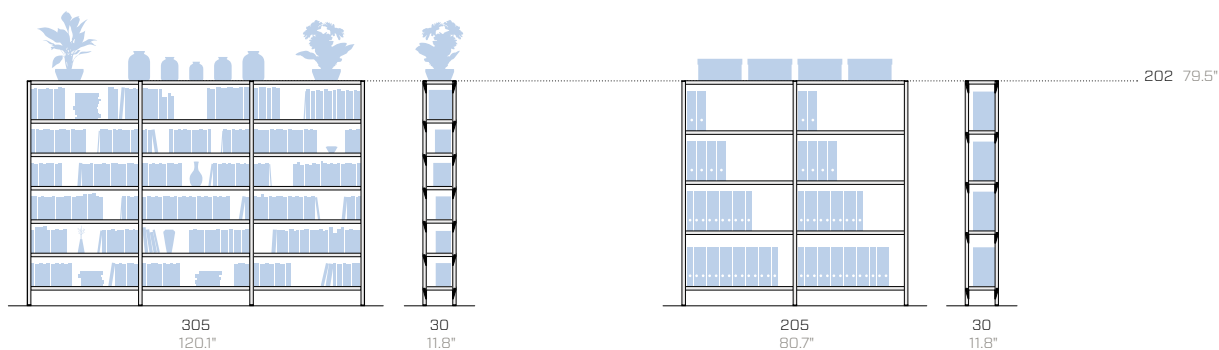
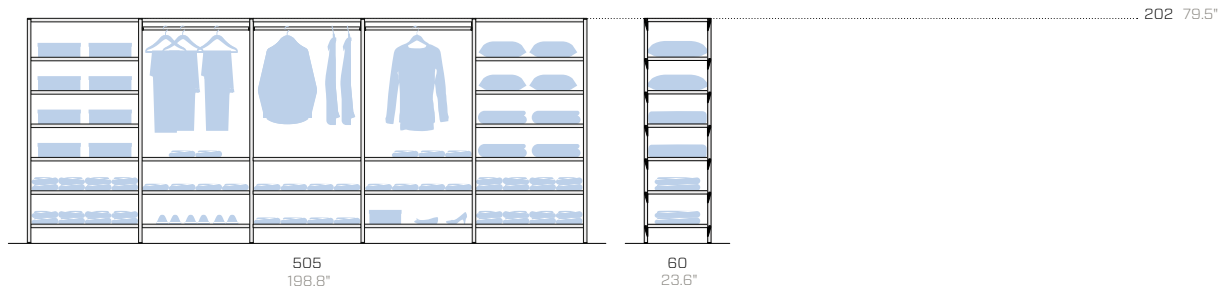
Garage / Garage / Garage



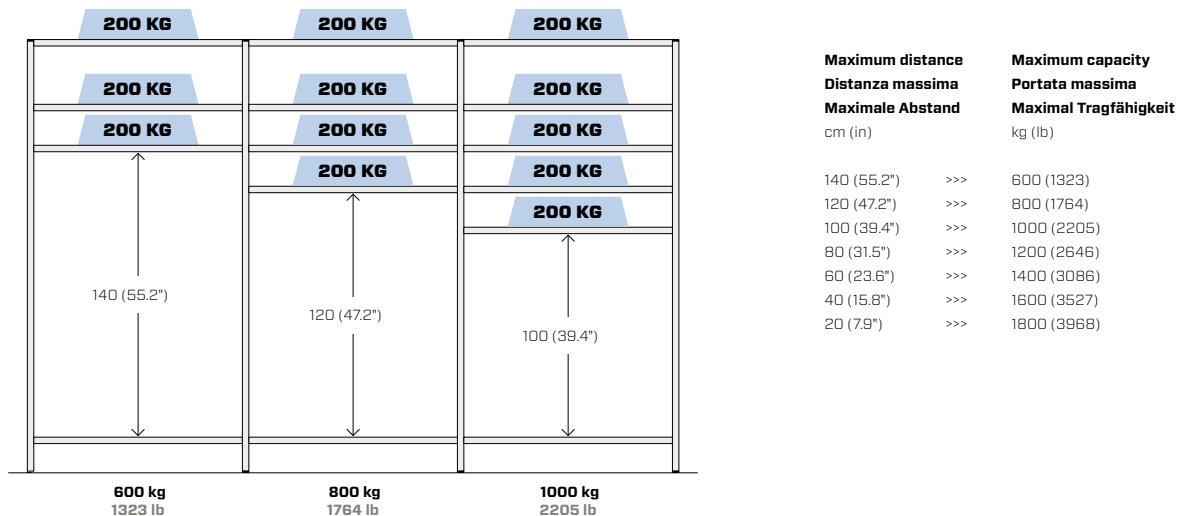
Laundry room / Lavanderia / Wäscherei



Examples of compositions / Esempi di composizioni / Kompositionsbeispiele



Maximum capacity per bay / Portata massima per campata / Maximal Tragfähigkeit je Regalelement



Any composition requires stability and anti-tilting systems.
 Qualsiasi composizione necessita di sistemi di stabilità e antiribaltamento.
 Jede Zusammensetzung erfordert Stabilitäts- und Kippschutzsysteme.

Metal essentials

	<p>01.18 Black (RAL 9005) Nero / Schwarz --- EM ▲ ■ MT</p>		<p>08.20 Rose quartz Rosa quarzo / Rosenquarz --- EM ▲</p>		<p>15.19 Forest green (RAL 6007) Verde bosco / Waldgrün --- EM ▲ ●</p>
	<p>02.18 Anthracite (RAL 7021) Antracite / Anthrazit --- EM ▲ ■ MT</p>		<p>09.18 Ruby red (RAL 3003) Rosso rubino / Rubinrot --- EM ▲</p>		<p>16.19 Turquoise blue (RAL 5018) Blu turchese / Türkisblau --- EM ▲</p>
	<p>03.18 Fantin grey Grigio Fantin / Fantin-Grau --- EM ▲ ■ MT</p>		<p>10.21 Flame red (RAL 3000) Rosso fuoco / Feuerrot --- EM ▲ ●</p>		<p>17.18 Pastel blue (RAL 5024) Blu pastello / Pastellblau --- EM ▲ MT</p>
	<p>04.18 Light grey (RAL 7035) Grigio luce / Lichtgrau --- EM ▲ ■ MT</p>		<p>11.21 Melon yellow (RAL 1028) Giallo melone / Melonengelb --- EM ▲ ●</p>		<p>18.21 Dusty blue (RAL 5014) Azzurro polvere / Staubiges blau --- EM ▲ ●</p>
	<p>05.19 Cloud grey Grigio nuvola / Walkengrau --- EM ▲ ■ MT</p>		<p>12.19 Zinc yellow (RAL 1018) Giallo zinco / Zinkgelb --- EM ▲</p>		<p>19.18 Gentian blue (RAL 5010) Blu genziana / Enzianblau --- EM ▲ ● MT</p>
	<p>06.18 White (RAL 9016) Bianco / Weiß --- EM ▲ ■ MT</p>		<p>13.21 Pastel green (RAL 6019) Verde pastello / Weißgrün --- EM ▲ ●</p>		<p>20.19 Steel blue (RAL 5011) Blu acciaio / Stahlblau --- EM ▲</p>
	<p>07.21 Milk white (RAL 9001) Bianco latte / Milchweiß --- EM ▲ ● ■ MT</p>		<p>14.18 Sage green (RAL 6021) Verde salvia / Salbeigrün --- EM ▲ ● MT</p>		<p>21.21 Coffee brown (RAL 8019) Marrone caffè / Kaffeebraun --- EM ▲</p>

Metal design

Metallic



41.18
Gold
Oro / Gold

EM ▲



43.21
Bronze
Bronzo / Bronze

EM



47.21
Platinum
Platino / Platin

EM ▲




46.21
Titanium
Titanio / Titan

EM ▲



45.21
Silver
Argento / Silber

EM ▲



44.18
Iron
Ferro / Eisen

EM ▲



42.19
Rust
Ruggine / Rost


EM ▲●

Earth



51.18
Sand
Sabbia / Sand

EM ▲●



57.21
Clay
Creta / Lehm

EM ▲●



52.18
Moss
Muschio / Moos

EM ▲●



53.18
Basalt
Basalto / Basalt

EM ▲●



54.18
Stone
Pietra / Stein

EM ▲●



55.18
Amethyst
Ametista / Amethyst

EM ▲



56.21
Ocean
Oceano / Ozean

EM ▲

Surfaces / Superfici / Oberflächen

EM Embossed / Goffrato / Gaufriert
MT Matt / Opaco / Matt

Use / Utilizzo / Verwenden

- ▲ Tops / Top / Arbeitsplatte
- Outdoor / Esterni / Außenbereich
- Food / Alimentare / Lebensmittel

Technical information

Metal Non-toxic powder coating for interior use, with no heavy metals. Cured in an oven at 190°C, following degreasing and phosphating. Guaranteed minimum thickness of 50 microns. Minimum resistance to salt spray of 200 hours (in accordance with the ASTM B117 standard). Some finishes are suitable for direct contact with food as required by Italian Law Decree D.M. 21/03/73 and subsequent updates. Requests for other RAL finishes can be considered.

Informazioni tecniche

Metallo Verniciatura per interni a polveri atossiche prive di metalli pesanti, con passaggio in forno a 190 °C, previo trattamento di sgrassaggio e fosfatazione. Spessore minimo garantito 50 micron, resistenza minima in nebbia salina pari a 200 ore (norma ASTM B117). Alcune finiture sono idonee al contatto diretto con alimenti come previsto dal decreto italiano D.M. 21/03/73 e successivi aggiornamenti. Altre finiture RAL valutabili su richiesta.

Technische Informationen

Metall Die Pulverbeschichtung der gift- und schwermetalldfreien Pulverlacke für Innenbereiche erfolgt im Lackierofen bei 190 °C nach vorheriger Entfettung und Phosphatierung. Die garantierte Mindeststärke der Lackschicht beträgt 50 Mikron bei einer Mindestprüfungsdauer von 200 Stunden im Salznebel (ASTM-Norm B117). Einige Oberflächen sind für den direkten Kontakt mit Lebensmitteln geeignet, wie in der Verordnung vorgesehen Italienisch D.M. 21/03/73 und folgende Aktualisierungen. Auf Anfrage können andere RAL-Finishes in Betracht gezogen werden.

Metal frame which stands out for its speedy assembly and its stability and sturdiness. Affording potentially infinite versatility.

Uprights in 30 x 30 mm (1.18" x 1.18") tubular metal measuring 1.2 mm (0.05") in thickness, fitted with plastic caps at the ends. Along the entire length, one side features slots with a pitch of 50 mm (1.97") for the variable positioning of the click fasteners and hence of the shelves. The use of tubular metal, which provides higher performance levels than the more commonly used open section bars, ensures minimal torsional and flexural effects.

Click fasteners made of pressed sheet metal, 2.5 mm (0.10") thick. These fasteners are anchored to the uprights using two purpose-designed side fins which fit into the slots in the uprights. The shelves then click onto the upper fins of the actual click-fasteners. Every click fastener is designed to support 2 consecutive shelves simultaneously, enveloping and concurrently reinforcing the upright to which it is anchored. Fasteners and half fasteners are available to match the frame or in a second Fantin colour.

Shelves in 0.7 mm (0.03") thick sheet metal folded three times along the two front sides to prevent accidents; omega-shaped reinforcements are envisaged on the underside to increase their load capacity (UNI 8601/1984 test: level 5 out of 5). The four corners of the shelves are further reinforced with a 3 mm (0.12") thick sheet metal support that is designed to house the upright completely; this ensures perfect continuity between two consecutive shelves, without any gaps.

This product is delivered unassembled. An assembly video is available at: www.fantin.com.

A configurator is available at: <https://www.fantin.com/en/configurator/uno/>.

Any composition requires stability and anti-tilting systems.

Struttura metallica caratterizzata da rapidità di montaggio, stabilità e robustezza. Versatilità potenzialmente infinita.

Montanti in tubo 30 x 30 mm (1.18" x 1.18") di spessore 1.2 mm (0.05"), dotati alle estremità di tappi in plastica. Su tutta la lunghezza, un lato presenta forature passo 50 mm (1.97") che consentono il posizionamento variabile dei ganci, quindi dei ripiani. L'utilizzo del tubo, più performante rispetto ai profilati aperti comunemente utilizzati, garantisce effetti torsionali e flessionali minimi.

Ganci realizzati in lamiera stampata di spessore 2.5 mm (0.10"). L'ancoraggio al montante è possibile tramite due opportune alette laterali che si inseriscono nei fori dei montanti. I ripiani vengono successivamente fissati ad incastro sulle alette superiori dei ganci stessi. Ogni singolo gancio può sostenere contemporaneamente 2 ripiani consecutivi, abbracciando e rinforzando allo stesso tempo il montante al quale è ancorato. Ganci e mezzi ganci sono disponibili in tinta con il telaio o in un secondo colore Fantin.

Ripiani in lamiera di spessore 0.7 mm (0.03") con triplice piegatura sui due lati frontali con funzione antinfortunistica; inferiormente sono previsti rinforzi ad omega che ne aumentano notevolmente la capacità di carico (prova UNI 8601/1984: livello 5 su 5). I quattro angoli dei ripiani sono ulteriormente rinforzati da un supporto in lamiera di spessore 3 mm (0.12") che consente l'alloggiamento completo del montante, al fine di ottenere una perfetta continuità tra due ripiani consecutivi, senza alcuna fessura.

Il prodotto viene fornito smontato. Un video del montaggio è disponibile su: www.fantin.com.

Un configuratore è disponibile all'indirizzo: <https://www.fantin.com/configuratore/uno/>.

Qualsiasi composizione necessita di sistemi di stabilità e antiribaltamento.

Metallkorpus, der sich durch eine schnelle Montage, Standsicherheit und Stabilität auszeichnet. Vielseitig und äußerst flexibel einsetzbar.

Pfosten aus Metallrohr 30 x 30 mm (1.18" x 1.18") mit einer Stärke von 1.2 mm (0.05"), mit Plastikpfropfen an den Ende. Auf der gesamten Länge befinden sich Bohrungen, die eine variable Positionierung der Haken und Regalböden mit einem Abstand von 50 mm (1.97") ermöglichen. Dank der Metallrohre, die statt der üblicherweise eingesetzten offenen Profileisen verwendet werden, werden Torsions- und Biegeeffekte auf ein Minimum reduziert.

Gekröpfte Haken aus Stanzblech mit einer Stärke von 2.5 mm (0.10"). Die Verankerung am Pfosten erfolgt über zwei Flügel, die in die Bohrungen des Pfostens eingeführt werden. Die Regalböden werden dann auf die oberen Flügel der Haken aufgesteckt. An jeden der Haken können gleichzeitig 2 nebeneinanderliegende Regalböden befestigt werden. Zudem umfasst der Haken den Pfosten und verstärkt ihn auf diese Weise. Haken und Halbhaken sind in der gleichen Farbe wie der Rahmen oder auch in einer zweiten Fantin-Farbe erhältlich.

Regalböden aus Blech mit einer Stärke von 0.7 mm (0.03") mit dreifacher Sicherheitsfaltung auf beiden Vorderseiten; auf der Unterseite befinden sich Omega-Profile, die die Tragfähigkeit der Böden erhöhen (Prüfung nach UNI 8601/1984: Stufe 5 von 5). Die vier Ecken der Regalböden werden zusätzlich durch eine Halterung aus Blech mit einer Stärke von 3 mm (0.12") verstärkt, die den Pfosten vollständig aufnimmt, so dass zwischen zwei benachbarte Regalböden kein Spalt und somit eine durchgehende Ablagefläche entsteht.

Das Produkt wird unmontiert geliefert. Ein Montagevideo ist verfügbar unter: www.fantin.com.

Ein Konfigurator ist verfügbar unter: <https://www.fantin.com/de/konfigurator/uno/>.

Jede Zusammensetzung erfordert Stabilitäts- und Kippenschutzsysteme.

Disclaimer / Esclusione di responsabilità / Haftungsausschluss

Fantin Srl reserves the right to change the dimensions and features of the products contained in this technical data sheet at any time and without prior notice. The finishes illustrated are purely indicative as the accuracy tolerances of printing processes should be taken into account.

Fantin Srl si riserva la facoltà di modificare in qualsiasi momento e senza preavviso le dimensioni e l'esecuzione dei prodotti contenuti nella presente scheda tecnica. Le finiture riportate hanno valore indicativo in quanto soggette alle tolleranze dei processi di stampa.

Fantin Srl behält sich das Recht vor, die angegebenen Maße und Ausführungen der Produkte, welche dieses Produktblatt enthält, jederzeit ohne Vorankündigung zu ändern. Aufgrund drucktechnischer Abweichungen dienen die dargestellten Ausführungen nur der Illustration.

Fantin Srl

via San Vito, 43
33080 - Bannia
di Fiume Veneto (PN)
Italia

t +39 0434 959 133
f +39 0434 560 037
fantin@fantin.com
www.fantin.com



UNI EN ISO 9001